

DAILY DATA SUMMARY

1 HOUR ROLLING AVG.

LOCATION: FAIRBORN, OHIO

STATION ID: 3

```

CHAN. NAME          CO-ra  THCra
CHAN UNITS          PPM    PPM
FULL SCALE          1000   50
ZERO OFFSET         0       0
START / CHANNEL     01      02
    
```

DATE	TIME	CO-ra	THCra
04/18/91	00:00:00	61	3
04/18/91	01:00:00	12	4
04/18/91	02:00:00	55	4
04/18/91	03:00:00	99	4
04/18/91	04:00:00	111	4
04/18/91	05:00:00	82	4
04/18/91	06:00:00	98	4
04/18/91	07:00:00	105	4
04/18/91	08:00:00	105	4
04/18/91	09:00:00	151	4
04/18/91	10:00:00	9	7 3
04/18/91	11:00:00	27	3
04/18/91	12:00:00	23	3
04/18/91	13:00:00	20	3
04/18/91	14:00:00	16	3
04/18/91	15:00:00	15	3
04/18/91	16:00:00	13	3
04/18/91	17:00:00	8	4
04/18/91	18:00:00	10	4
04/18/91	19:00:00	30	3
04/18/91	20:00:00	56	3
04/18/91	21:00:00	42	3
04/18/91	22:00:00	37	-3
04/18/91	23:00:00	44	3

```

Daily Minimum          00:58  00:02
1-minute Values       6       3
Daily Maximum          182     4
                      09:37  02:13
    
```

```

Daily Minimum          17:00  13:00
1-hour Values         8       3
Daily Maximum          151     4
                      09:00  02:00
    
```

```

Daily Average          55
Daily Total            79059   502:
Daily Recovery (%)     100.00  100.00
    
```

DAILY DATA SUMMARY

NAME: 1 MINUTE @ 7% O2 corr LOCATION: FAIRBORN, OHIO STATION ID: 2

CH	NAME	NO-c	S02-c	CO-c	CO2	O2	THC-c
CHAN	UNITS	PPM	PPM	PPM	%	%	PPM
FULL SCALE		3000	1000	1000	5.0	19.0	50.0
ZERO OFFSET		0	0	0	0.0	17.0	0.0
START / CHANNEL		01	02	03	04	05	06
04/19/91	00:00:00	1845	7	56	4.3	17.8	3.4
04/19/91	01:00:00	1854	10	46	4.2	17.8	3.4
04/19/91	02:00:00	2039	8	73	4.2	17.8	3.6
04/19/91	03:00:00	1806	7	40	4.3	17.9	3.6
04/19/91	04:00:00	1851	7	52	4.4	17.7	3.6
04/19/91	05:00:00	1807	7	56	4.4	17.8	3.6
04/19/91	06:00:00	1703	9	92	4.5	17.7	3.5
04/19/91	07:00:00	1673	7	36	4.5	17.8	3.5
04/19/91	08:00:00	1551	6	6	4.6	17.7	3.5
04/19/91	09:00:00	1367	5	19	4.6	17.7	3.3
04/19/91	10:00:00	1309	6	26	4.5	17.7	3.2
04/19/91	11:00:00	741	8	64	4.3	17.7	2.9
04/19/91	12:00:00	1532	6	61	4.4	17.7	3.0
04/19/91	13:00:00	1881	6	65	4.6	17.7	3.0
04/19/91	14:00:00	1616	9	130	4.4	17.8	3.3
04/19/91	15:00:00	1712	13	117	4.3	17.8	3.1
04/19/91	16:00:00	273	40	23	1.1	4.4	2.4
04/19/91	17:00:00	1643	69	18	4.7	17.7	4.2
04/19/91	18:00:00	1818	16	0	5.1	17.6	3.1
04/19/91	19:00:00	1450	8	0	5.3	17.5	2.9
04/19/91	20:00:00	1628	10	0	5.4	17.4	3.0
04/19/91	21:00:00	1866	9	0	5.4	17.4	3.0
04/19/91	22:00:00	2073	7	0	5.4	17.4	2.9
04/19/91	23:00:00	1704	6	0	5.5	17.4	3.1

Daily Minimum	16:27	08:29	00:25	16:36	16:35	16:35
1-minute Values	0	0	0	0.0	0.0	0.0
Daily Maximum	4670	753	536	5.7	20.7	48.2
	17:47	16:40	17:39	17:39	17:47	17:47
Daily Minimum	16:00	09:00	18:00	16:00	16:00	16:00
1-hour Values	273	5	0	1.1	4.4	2.4
Daily Maximum	2073	69	130	5.5	17.9	4.2
	22:00	17:00	14:00	23:00	03:00	17:00
Daily Average	1648	11	42	4.6	17.4	3.3
Daily Total	2e+06	15391	56329	6227.2	23573	4412.8
Daily Recovery (%)	93.89	93.39	93.89	93.89	93.89	93.89

DAILY DATA SUMMARY .-IT-

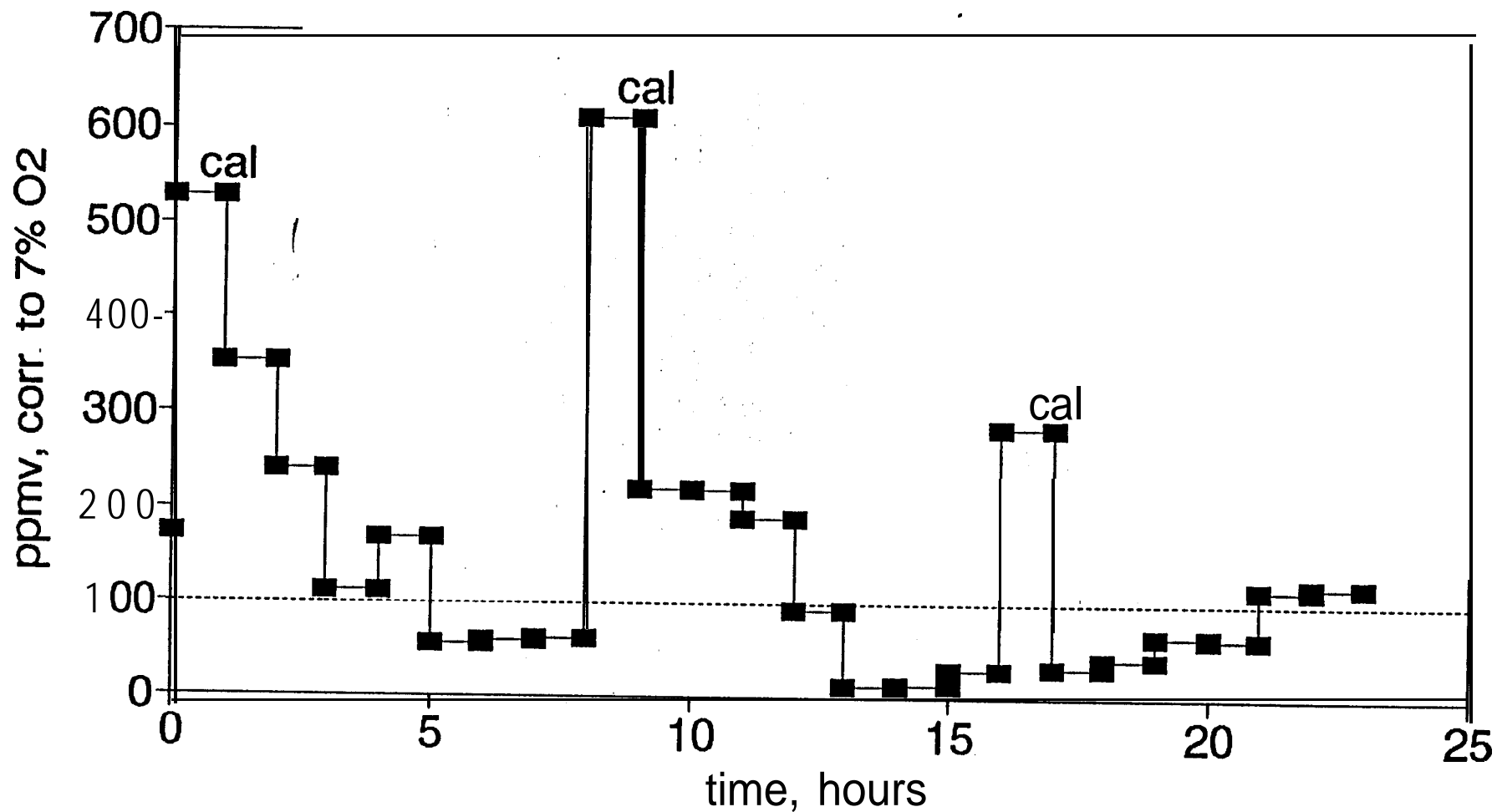
NAME: 1 HOUR ROLLING AVG. LOCATION: FAIRBORN, OHIO STATION ID: 3

NAME	CO-ra	THCra
CHAN UNITS	PPM	PPM
FULL SCALE	1000	50
ZERO OFFSET	0	0
START / CHANNEL	01	02
04/19/91 00:00:00	51	3
04/19/91 01:00:00	57	3
04/19/91 02:00:00	64	3
04/19/91 03:00:00	38	4
04/19/91 04:00:00	58	4
04/19/91 05:00:00	47	4
04/19/91 06:00:00	82	4
04/19/91 07:00:00	61	4
04/19/91 08:00:00	24	4
04/19/91 09:00:00	12	3
04/19/91 10:00:00	26	3
04/19/91 11:00:00	37	3
04/19/91 12:00:00	63	3
04/19/91 13:00:00	69	3
04/19/91 14:00:00	86	3
04/19/91 15:00:00	133	3
04/19/91 16:00:00	89	3
04/19/91 17:00:00	19	3
04/19/91 18:00:00	12	4
04/19/91 19:00:00	0	3
04/19/91 20:00:00	0	3
04/19/91 21:00:00	0	3
04/19/91 22:00:00	0	3
04/19/91 23:00:00	0	3

Daily Minimum	18:45	16:50
1-minute Values		
Daily Maximum	149	5
	15:22	17:49
Daily Minimum	19:00	16:00
1-hour Values	0	3
Daily Maximum	133	4
	15:00	18:00
Daily Average	43	3
Daily Total	61642	4696
Daily Recovery (%)	100.00	100.00

# HOURLY AVERAGE CO LEVELS

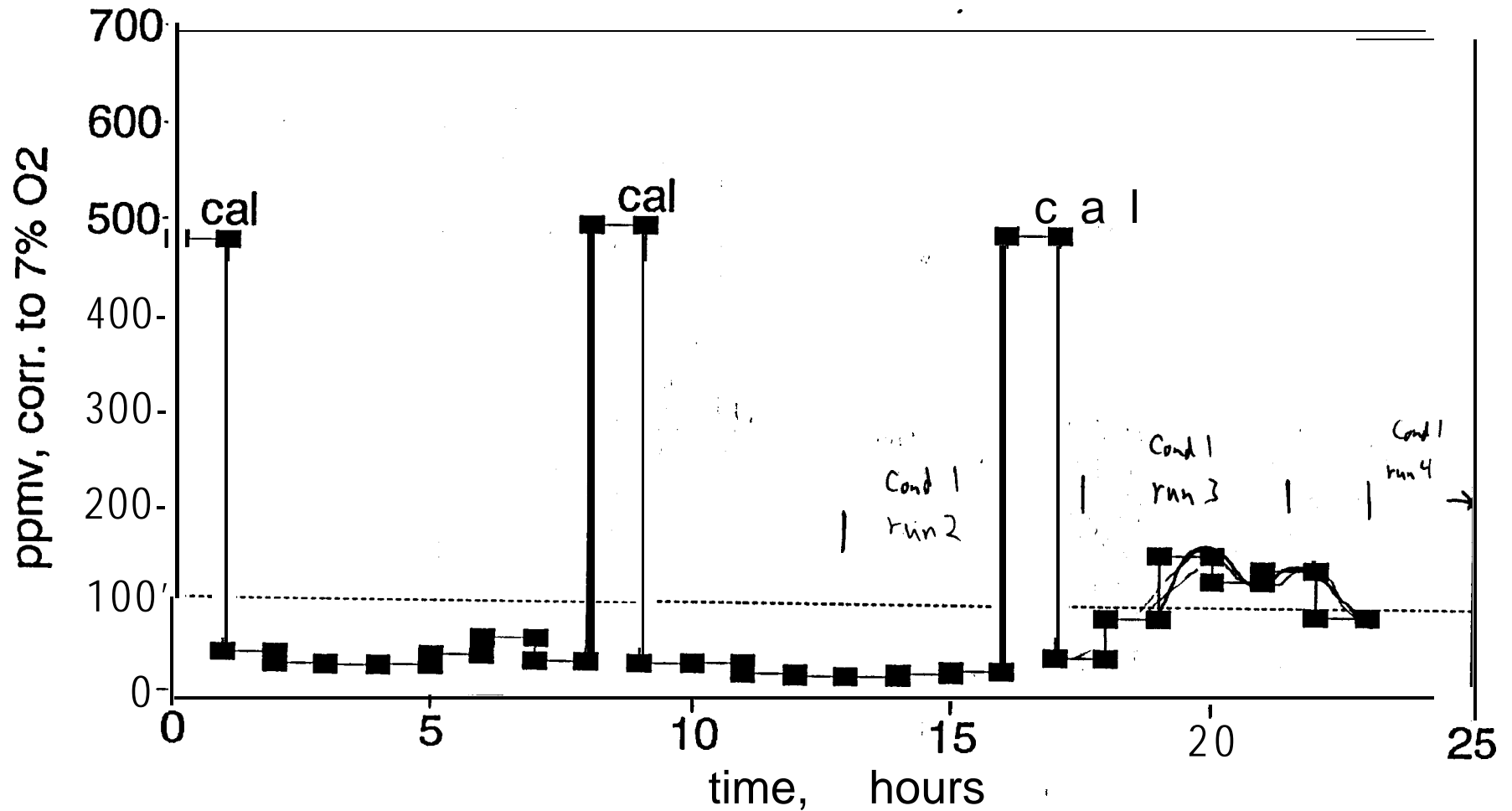
4/16/91, LHWF & tires, bypass stack



----- BIF rule CO limit

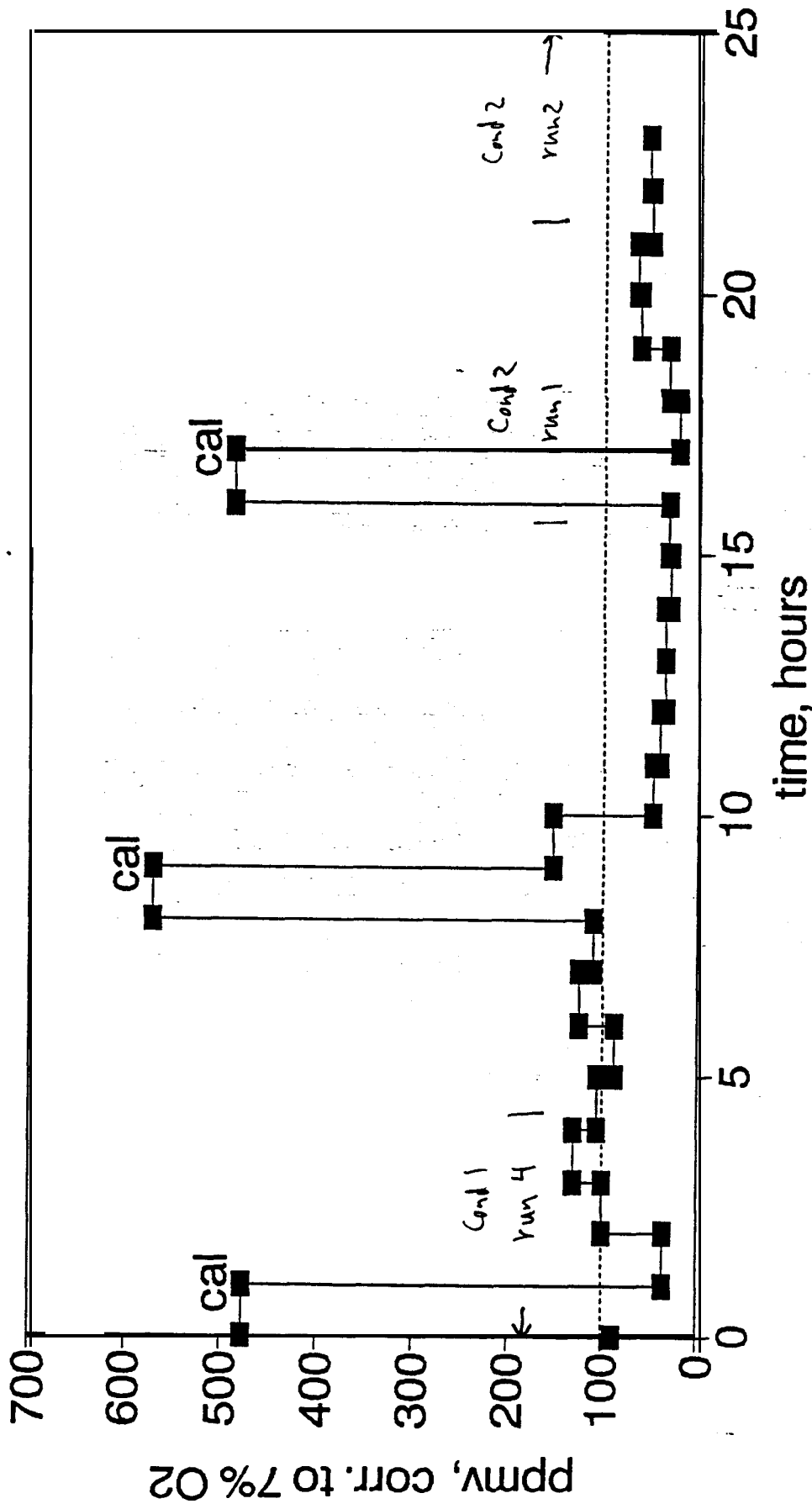
# HOURLY AVERAGE CO LEVELS

4/17/91, LHWF & tires, bypass stack



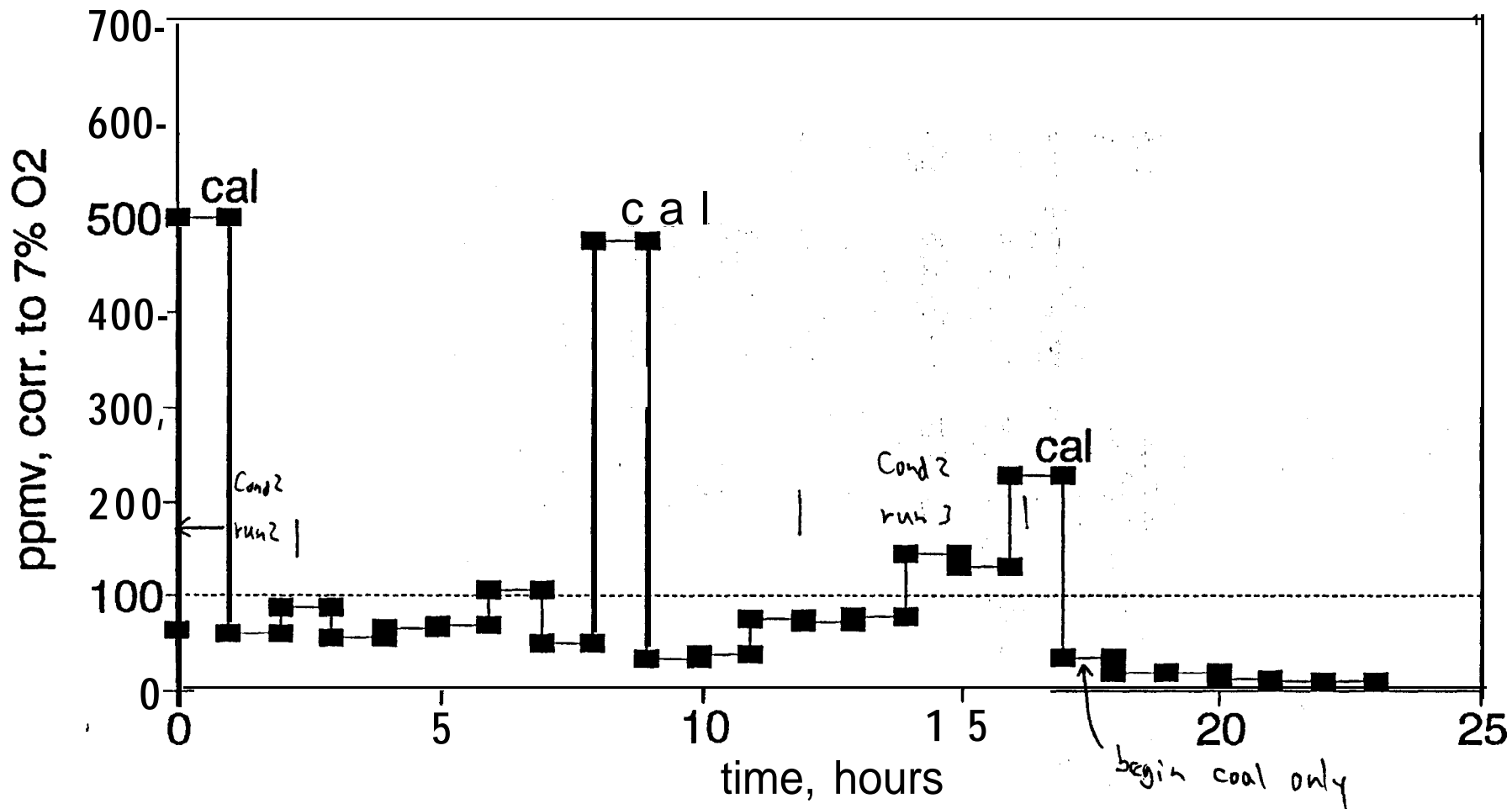
# HOURLY AVERAGE CO LEVELS

4/18/91, LHWF & tires, bypass stack



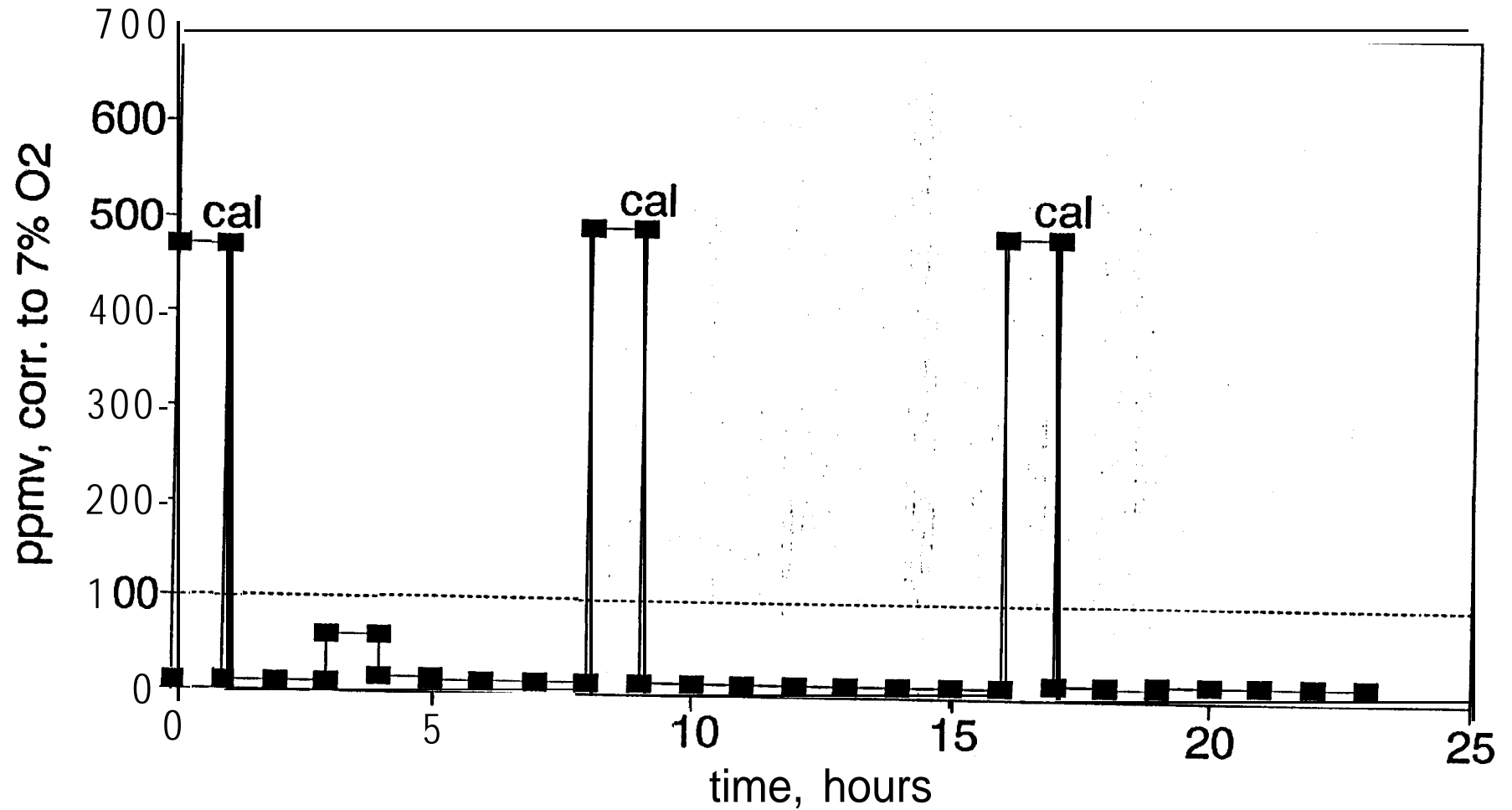
# HOURLY AVERAGE CO LEVELS

4/19/91, LHWF & tires, bypass stack



# HOURLY AVERAGE CO LEVELS

4/20/91, coal only, bypass stack



----- BIF rule CO limit